



KRISHNA KANTA HANDIQUI
STATE OPEN UNIVERSITY

কৃষ্ণকান্ত সন্দিকৈ ৰাজ্যিক মুক্ত বিশ্ববিদ্যালয়

ANALYTICAL REPORT ON ALUMNI FEEDBACK

2019

Analytical Report on Alumni Feedback

2019



**KRISHNA KANTA HANDIQUI
STATE OPEN UNIVERSITY**

Education Beyond Barriers

Analytical Report on Alumni Feedback

The reputation of an educational institution lies on its students – Past and present. Alumni is an effective role model and can be easily accepted by students. With the return of the alumni to support the university, they bring with them credibility and justification as part of a successful university, having breathed the same air and encountering similar challenges faced by the students. Alumni of an institution can play an immensely positive role in higher education transformation. It has equally great ability to build a skills and knowledge sharing network. It is therefore strategic for institutions of higher learning to establish and maintain good relations with its alumni by inviting them in decision making, network building and development processes towards the overall advancement of any institution. In order to do so, it is vital for the institutions to have established open and direct communication channels with alumni and ensure that alumni representatives provide a strong support to the institution. In addition to alumni donations, it can serve many other purposes such as – being or building institution’s ambassadors, recruiting prospective students and mentoring current ones, providing assistance to students in career advancement; helping alumni to stay connected with each other and providing valuable feedback to the institution.

The KK Handiqui State Open University Alumni Association was started in September, 2018 for maintaining continuous relationship with the alumnus of the University. Feedback on curriculum and syllabus has been taken from the alumnus for further enchantment of the curriculum and syllabus.

Methodology

The report has been prepared on the basis of feedback received from the alumni. The response has been collected from the alumni through an online questionnaire served online to the alumnus of the university during June-July 2019. The link for the online questioner was sent to the alumni through e-mail. A five-point scale, viz., strongly agree, agree, neither agree nor disagree, disagree and strongly disagree was used for taking response of the alumni. In addition, a few questions particularly relating to counselling sessions at the study centre as well as on overall learner support services in the form of Yes/No. A total of 84 responses was received on which the present analysis is made.

Analysis of the Feedback

Feedback 1: Structure (i.e., curricula/syllabi/course content) of the programme

Bachelor Degree Programmes: On being asked if the design of the curriculum was well-structured or not, among the UG alumnus, 24.3 per cent have been found to strongly agree, 68.29 per cent are found to agree, 2.4 per cent learners are found to be disagree, while 4.8 per cent learners were neither disagree nor agree.

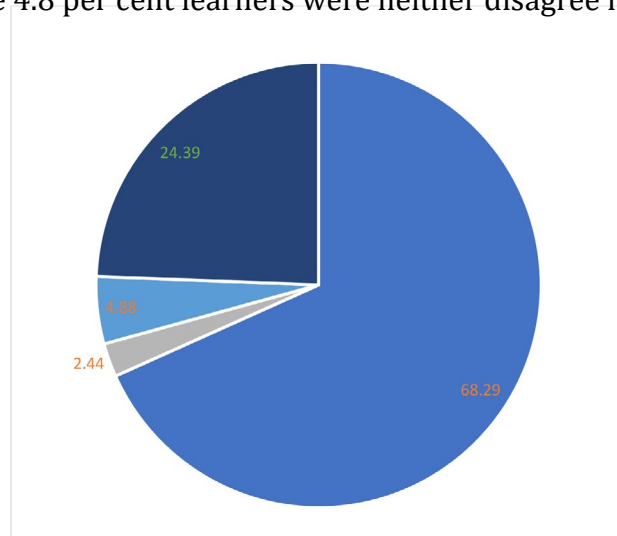


Figure 1: Feedback on structure (i.e., curricula/syllabi/course content) of UG programmes

Master's Degree Programmes: Similarly, on the same issue, among the master's degree alumnus, 28.57 per cent were reported strongly agree, 60.71 per cent were reported agree, while 10.71 per cent learners reported disagree.

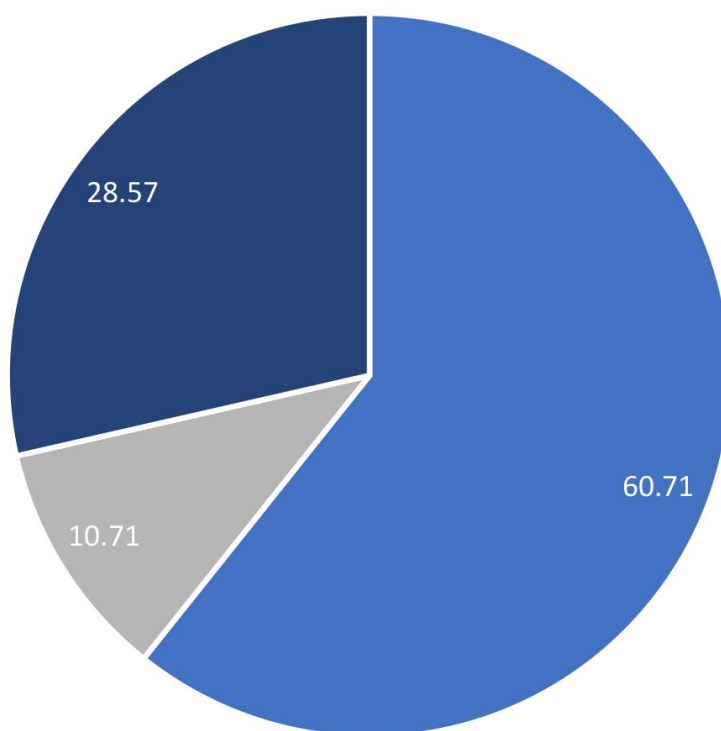


Figure 2: Feedback on structure (i.e., curricula/syllabi/course content) of PG programmes

Feedback 2: Adequacy of the self-learning materials

Bachelor Degree Programmes: On being asked whether the self-learning materials were adequate enough as per the syllabi of the programme, among the UG alumnus, 29.27 per cent learners reported strongly agree, 60.98 per cent learners reported agree, 4.8 per cent learners reported disagree while another 4.8 per cent learners neither agreed nor disagreed.

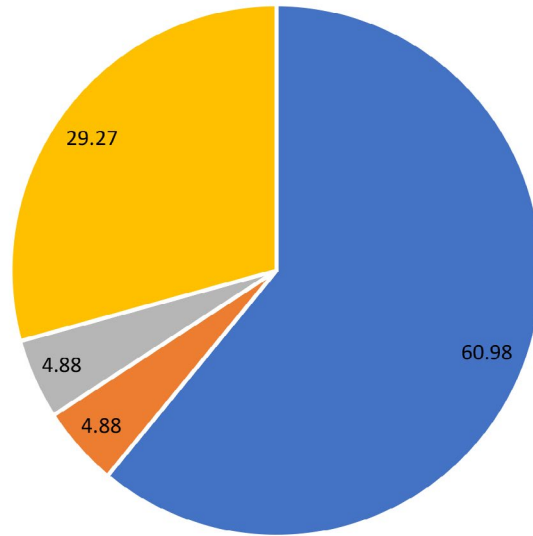


Figure 3: Feedback on Adequacy of the SLM as per curricula: UG Alumnus

Master's Degree Programmes: Similarly, on the same issue, among the master's degree alumnus, 25 per cent were reported strongly agree, 60.71 per cent were reported agree, 3.57 per cent reported disagree and 10.71 per cent were neither disagree nor agree.

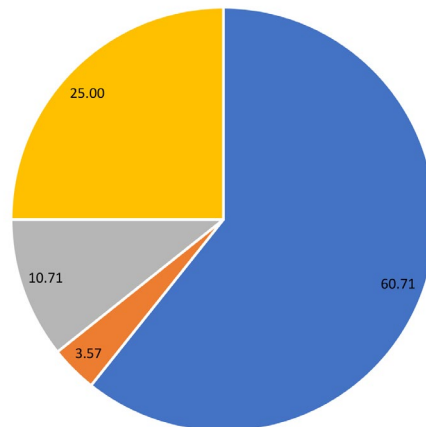


Figure 4: Feedback on Adequacy of the SLM as per curricula: PG Alumnus

Feedback 3: Fulfilment of learning objectives

Bachelor Degree Programmes: On being asked whether the curricula of the programme could fulfil the learning objectives set out in the beginning of each unit, 19.51 per cent learners were reported strongly agree, 70.73 per cent learners were reported agree, 2.44 per cent were reported disagree and 7.32 per cent were neither agree nor disagree.

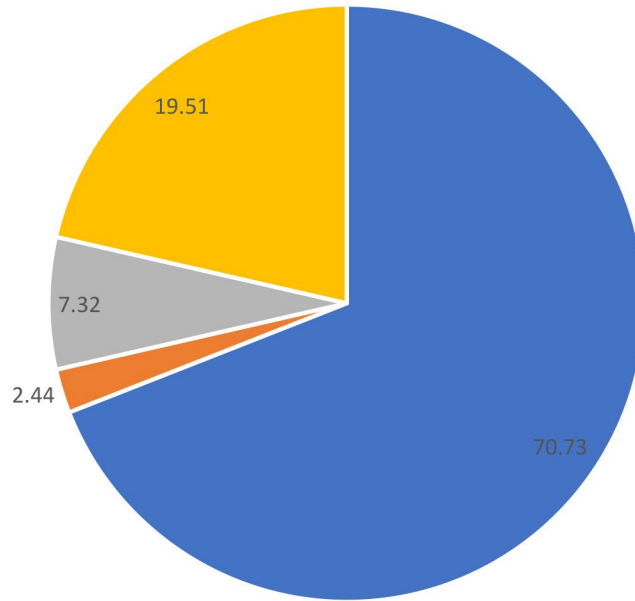


Figure 5: Feedback on fulfilment of learning objectives: UG Alumnus

Master's Degree Programmes: On being asked the same question to the learners who had completed master degree it is found that 39.29 per cent learners strongly agree to the statement, 42.86 per cent learners agree to the statement, 10.71 per cent learners are either agree nor disagree and 7.14 per cent learners show reported disagree

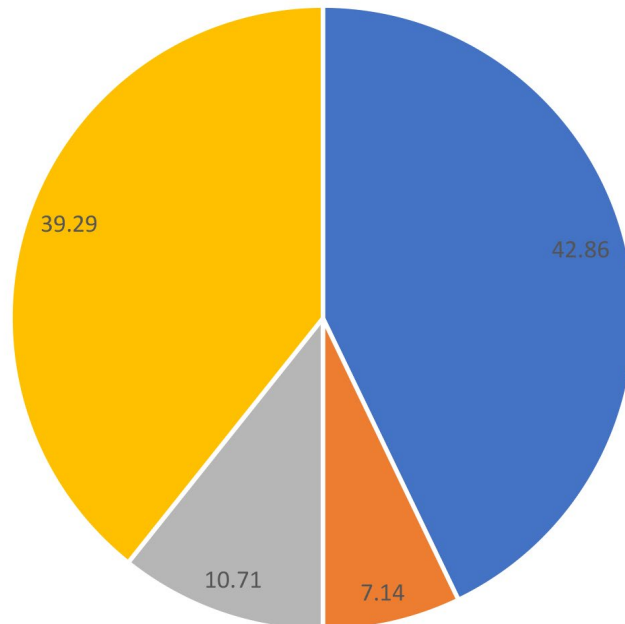


Figure 6: Feedback on fulfilment of learning objectives: PG Alumnus

Feedback 4: Satisfaction over academic needs and expectations

Bachelor Degree Programmes: On being asked whether the curricula of the programme could satisfy your academic needs and expectations, it has been found that 17.07 per cent learners who had completed bachelor degree are strongly agree, 68.29 per cent learners agree, 7.32 per cent learners disagree and 7.32 per cent learners neither agree nor disagree.

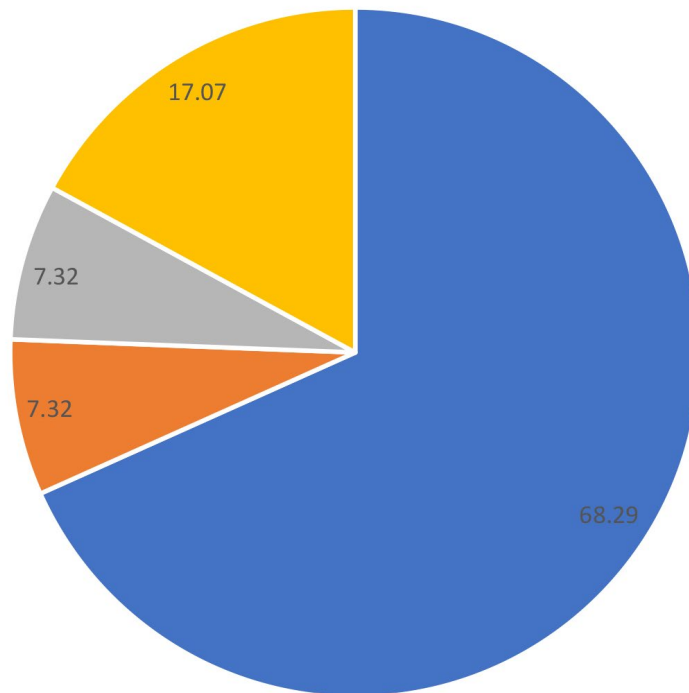


Figure 7: Feedback on satisfying academic needs and expectations: UG Alumnus

Master's Degree Programmes: On being asked the same question to the learners who had completed master degree it is found that 25 per cent learners strongly agree to the statement, 60.71 per cent learners agree to the statement, 10.71 per cent learners are either agree nor disagree and 7.14 per cent learners show reported disagree.

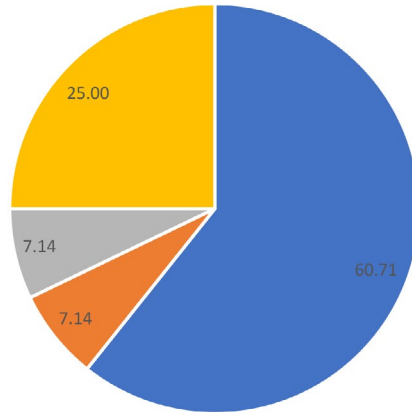


Figure 8: Feedback on satisfying academic needs and expectations:PG Alumnus

Feedback 5:

Feedback on meeting the requirements of the job market

Bachelor Degree Programmes: On being asked whether the curricula and course materials met the requirements of the job market it is found that 9.76 per cent learners who had completed bachelor degree are strongly agree, 60.98 per cent learners agree, 9.76 per cent learners disagree and 19.51 per cent learners neither agree nor disagree.

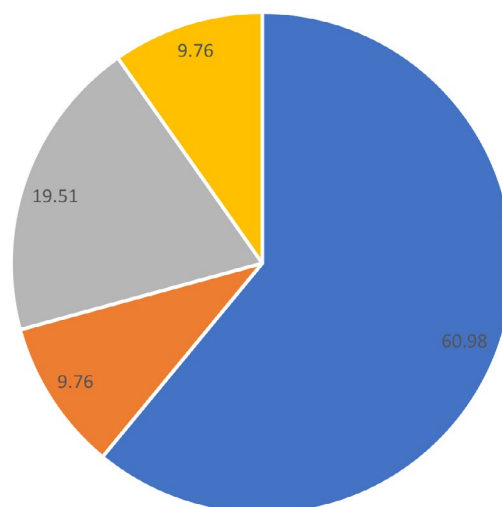


Figure 9: Feedback on meeting the requirements of the job market: UG Alumnus

Master's Degree Programmes: On being asked the same question to the learners who had completed master degree it is found that 7.14 per cent learners strongly agree to the statement, 53 per cent learners agree to the statement, 28.57 per cent learners are either agree nor disagree and 10.71 per cent learners show reported disagree.

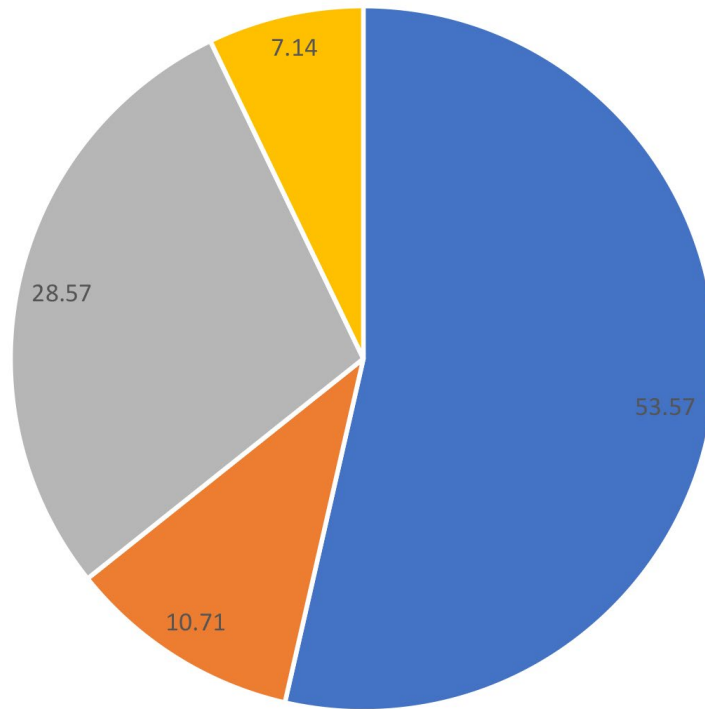


Figure 10: Feedback on meeting the requirements of the job market: PG Alumnus

Other Important Feedback

Respondents were also given some scope to respond to a few questions, particularly relating to counselling sessions at the study centres as well as learner support. These questions and the analyses of the same are as follows:

Question

Did you have regular counselling sessions at your study centre?

Analysis

On being asked to the learners whether counselling sessions were regularly held in the study centre 55 per cent of the learners were agree that the counselling sessions were regularly held.

Question

Were you satisfied with the quality of the counselling sessions?

Analysis

On being asked to the learners whether they were satisfied with the quality of the counselling sessions or not 62 per cent learners were found to be satisfied with the quality of the counselling sessions held in the study centres.

Question

Did you get necessary support from the coordinator of your study centre?

Analysis

On being asked to the learners whether they were getting necessary support from the coordinator of your study centre, 57 per cent learners are reported that they were getting necessary support from the coordinator of the study centre.

Question

Did you get necessary support from the University on academic matters?

Analysis

On being asked to the learners whether they were getting necessary support from the University on academic matters, 55 per cent learners were reported that they were getting necessary support from the University on academic matters.



WIKI-SO